



**Lexis+® Hong Kong
Legal Research**

Master Guide



LexisNexis® Legal Research & Drafting Journey

Experience a new era in legal research and guidance

The LexisNexis® Legal Journey encapsulates a series of legal tools you could conduct thorough and robust legal research and drafting. Gain a well-rounded support and seamless tools to increase efficiency, productivity and deliver better legal advice and document.

Legal Research

Lexis® Analytics Hong Kong

Begin your legal research with our AI powered research tool allowing you to leverage analytics and make smarter data-driven decisions. Start here to uncover relationships between legal concepts in your case based on historical case law data, formulate litigation strategy, build your case and more.

Lexis+® Hong Kong Legal Research

Premium upgrade of legal research experience with the comprehensive collection of legal information and a cutting-edge platform delivering greater efficiency and better outcomes. This next generation product matches leading legal content with data-driven insights to improve search precision and generate helpful case recommendations, aiming to redefine a new era in legal research. It helps both legal practitioners in private practice and in-house to identify potential legal issues, take steps to mitigate those risks and ensure compliance with the law.



Legal Drafting

Lexis+® Hong Kong Practical Guidance

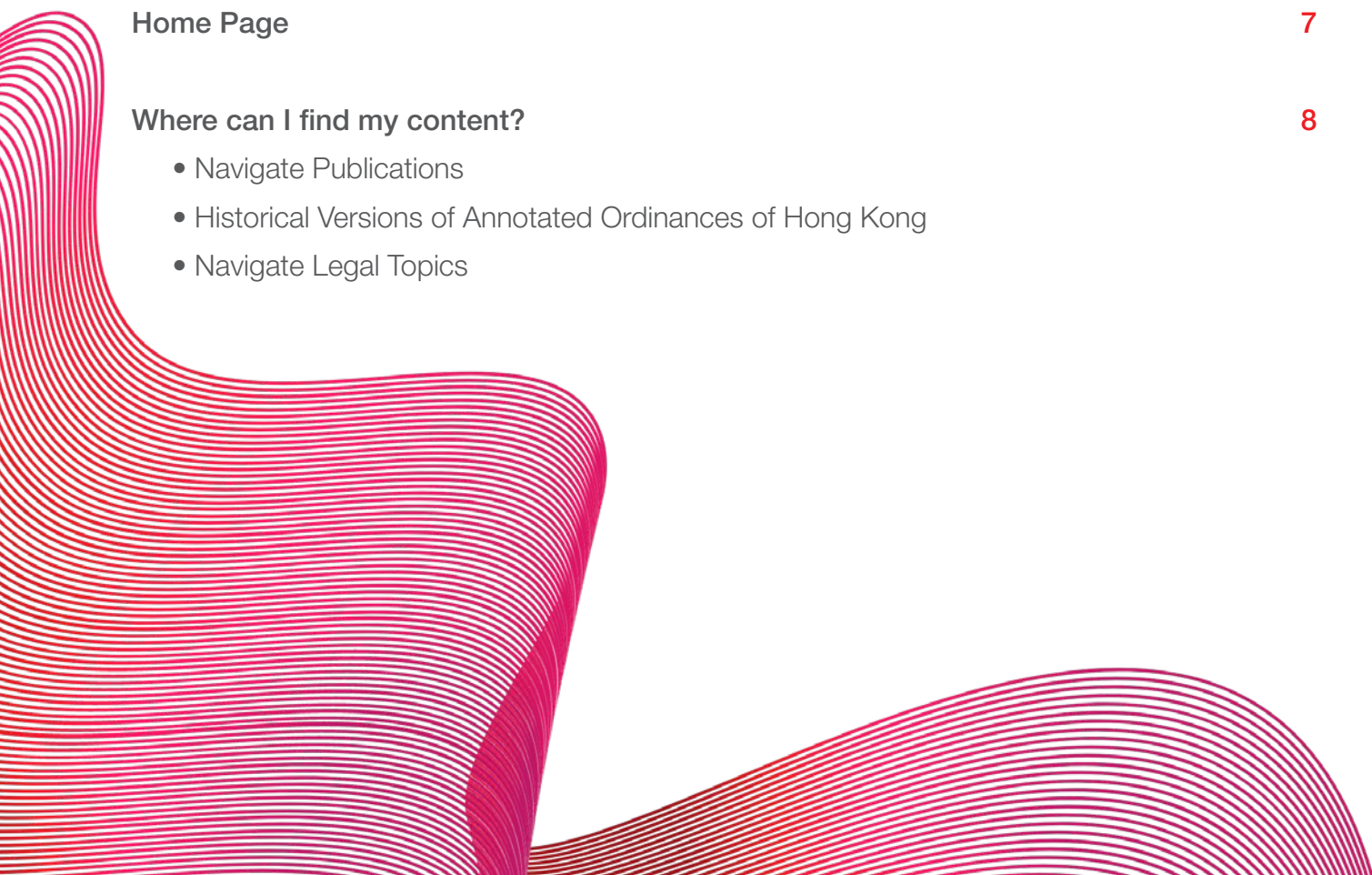
Take your legal drafting to the next step and find a range of unique practical drafting precedents written and edited by Hong Kong legal experts, including court applications and contract drafting precedents, so you can draft at ease. It helps counsel to identify the relevant legal requirements and ensure the documents are legally sound and impeccable.

Lexis® Clause Intelligence Hong Kong

Refine your legal documents through AI recommendations in relevant clauses to perfect your output.

Table of Content

Login Credentials	1
Lexis® Analytics Hong Kong	2
What legal issues are involved in my case?	3
• Entering Your Brief	
• Extracted Legal Issues	
• Legal Issue Relationship Graph	
• Historical Case Outcomes	
• Legal Issues Outcomes	
• Recommended Cases	
Lexis+® Hong Kong Legal Research	6
Home Page	7
Where can I find my content?	8
• Navigate Publications	
• Historical Versions of Annotated Ordinances of Hong Kong	
• Navigate Legal Topics	





How should I search?

- Pre-Search Filters
- Post-Search Filters
- Advanced Search
- Terms & Connectors Tips

11

How should I analyze the legal information?

- Lexis Answers
- Search Term Maps
- Search Tree
- Case Target
- Case Features
- Case Recommendation
- International Snapshot Features

16

How do I keep record of my legal research?

- History
- Folders
- Alerts

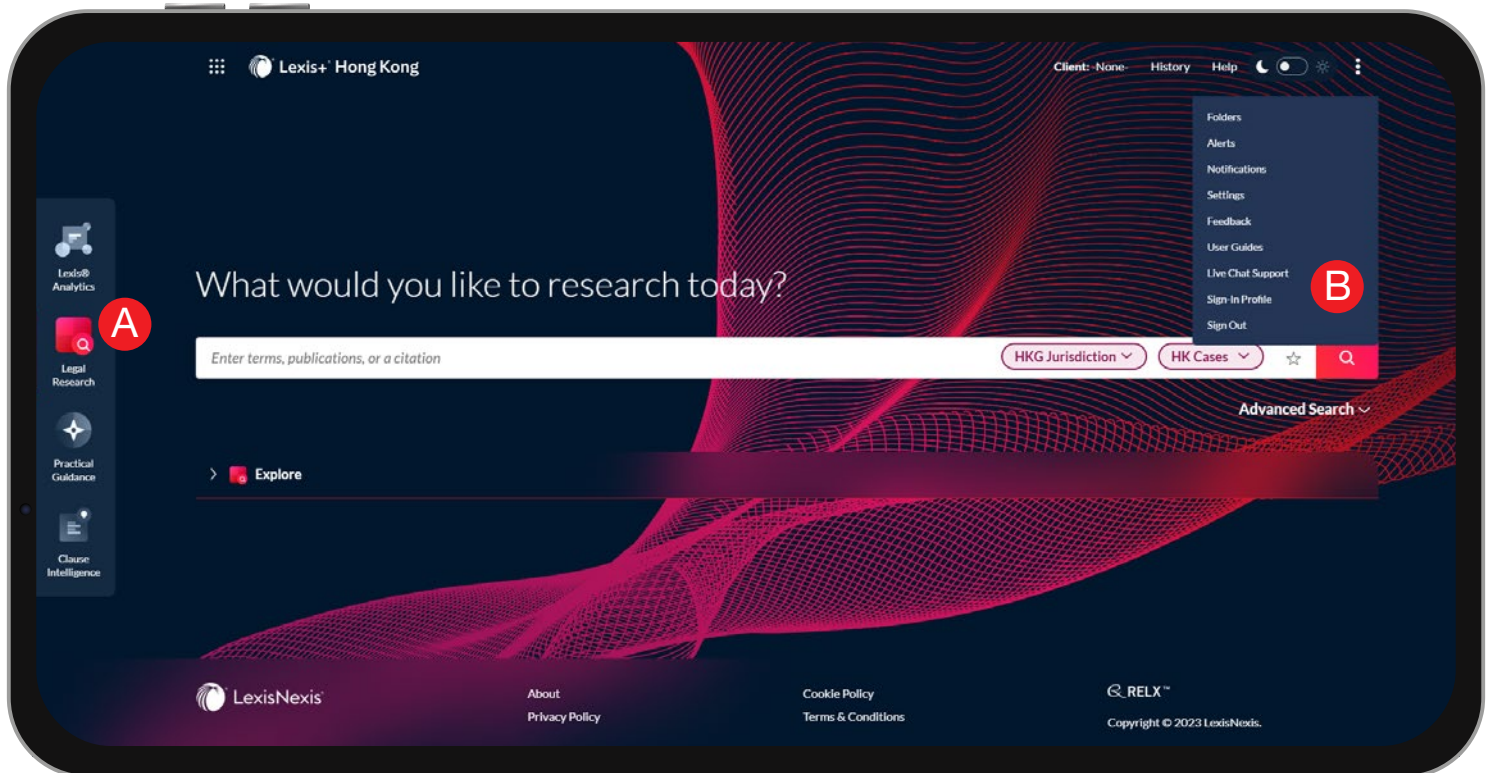
27

Example of Legal Workflow

31

Showcase for Litigation

Login Credentials



C

ID
LexisPlusHK
[Change ID](#)

Password
[Change password](#)

First Name

Last Name

Email address

e.g., name@company.com

Confirm email address

For information on the collection and use of profile information, please see our [privacy policy](#).


Security Telephone number
We need your phone number to send security notifications from LexisNexis by text or automated voice message, including a One Time Passcode (required to access certain sensitive data). We won't use your phone number for any other purpose.

+852 (HK)

A

Lexis+® Hong Kong has seamless access to other research and drafting solutions. If you have subscriptions to other products, you can switch between different legal applications using the Experience Dock on the left by clicking the relevant icon.

B

Click Sign-In Profile under the  icon to change your user ID, name, password and the associated email address for your Lexis+® Hong Kong account.

C

You could change the existing login credentials by inserting a new user ID, password or personal particulars in the designated fields and save them in the account.

Lexis[®] Analytics Hong Kong



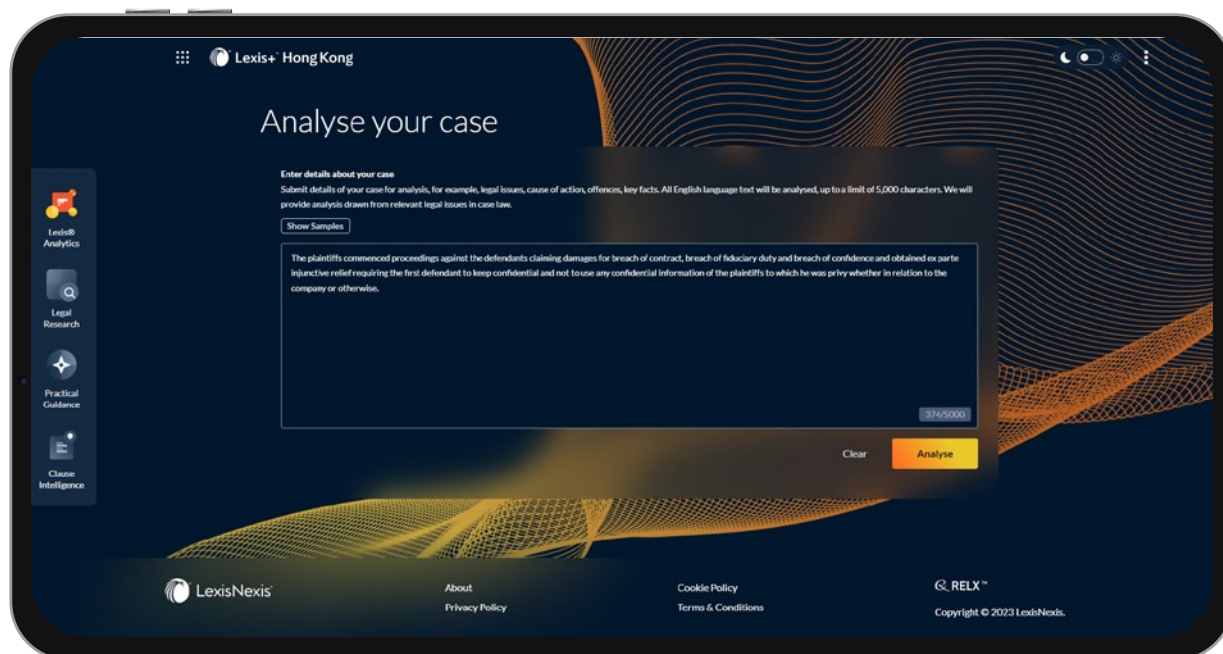
Lexis
Analytics

Lexis® Analytics Hong Kong

What legal issues are involved in my case?

Your AI Powered Legal Analysis Companion

Kickstart your legal research journey with Lexis® Analytics Hong Kong and meet your AI powered assistant who you can turn to for legal analysis in litigation to stay ahead of the game. It analyzes your case, ascertains patterns based on rich case law data and discerns the relevant cases for your brief with robust AI analytics in split seconds. It reminds you of any critical legal points and details in litigation that you may have missed out on. You could then tailor-make your litigation strategies with insightful recommendations to address key legal issues and act swiftly on research outcomes to have a competitive edge.



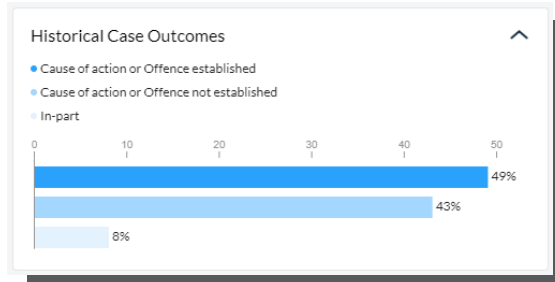
Entering Your Brief

Entering your brief: Simply enter your English brief, case facts, such as your statement of claim, and click 'Analyse' to let the AI work its magic. You can enter up to a total of 5,000 characters into the box.

Tip: The more detailed the brief, the better the analysis! We recommend you to enter your brief with professional terms and a clear illustration of the context for higher relevancy in the results. Your brief could cover key facts, cause of action, legal issues and scenarios etc., so the AI could provide more relevant case analysis in your context. For confidentiality of your legal matters, you are suggested to redact sensitive or privileged information of your case before you submit to AI for better security.

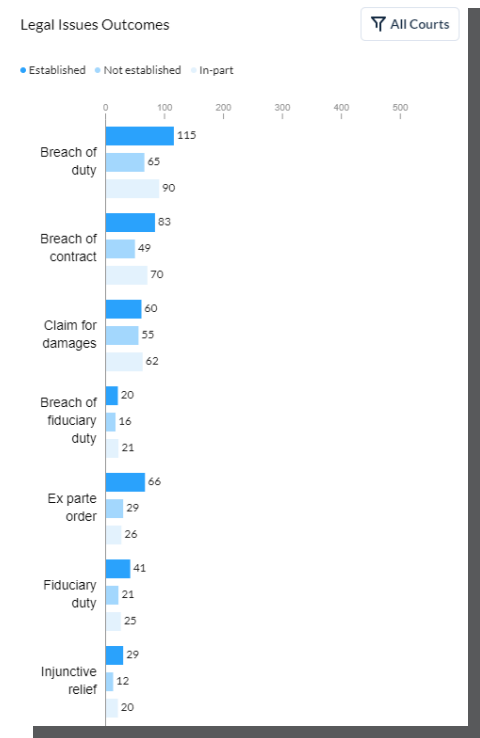
C Historical Case Outcomes

It allows you to view a statistical analysis of historical litigation data and take reference on whether the cause of action is established, not established or in part. You could factor in these data insights for better preparation for your current case.



D Legal Issues Outcomes

It allows you to check the historical cases of specified legal issues filtered by courts. These help you formulate a data-driven litigation strategy based on analysis of similar legal issues to boost up your case relevancy and confidence.



E Recommended Cases

A selection of case authorities are presented here upon analysis of the legal issues from your brief to build your case. It takes one click for an easy transition to read the full-length judgments on Lexis+® Hong Kong Legal Research, where you can also assess the authoritativeness of each case by referring to CaseBase Hong Kong.

You can also look at recommended cases of a single legal issue by clicking on any legal issue on the graph or the legal issues outcomes panel to 'lock' the specific issue you wish to look at.

Recommended Cases (top 200) | Related Cases for "Breach of contract" established (83) X

Filters

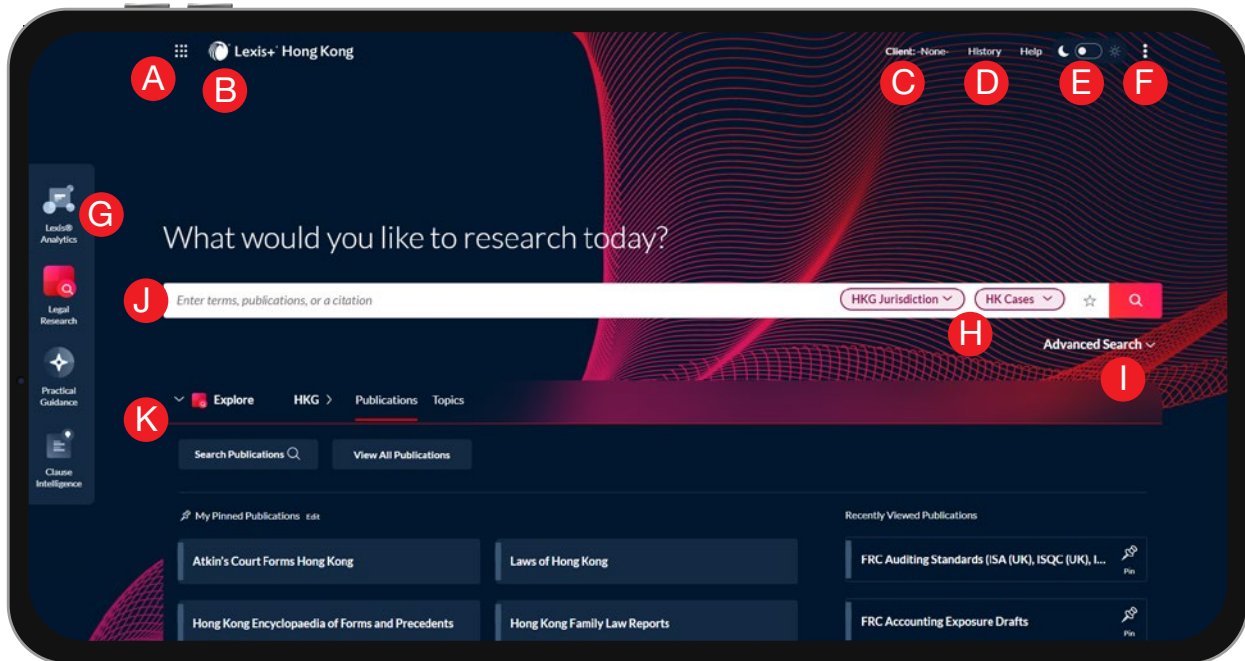
- PCCW - HKT TELEPHONE LTD & ANOR v AITKEN & ANOR**
 CaseBase [2008] HKCU 01298 [2008] 5 HKLRD 673 [2008] 5 HKC 10 CACV 194/2008 HKCA
 Key Factor: Prohibited from disclosing information, Interlocutory injunction, Civil procedure, Serious issue to be tried, Issues to be tried
 Outcome: Held, by a majority (Le Pichon JA dissenting), dismissing the appeal:
 Catchwords: Employment – Restraint of trade – Confidential information – Whether former employee always prohibited from disclosing or using confidential information also subject to legal professional privilege – Interlocutory injunction – Whether serious issue to be tried – Civil Procedure – Interlocutory injunction – Serious issue to be tried – Whether arguable ...
- NOBLE SPIRIT LTD T/A LIFE SOLUTIONS v WONG SHU YUEN & ANOR**
 CaseBase [2013] HKCU 2933 HCA 842B/2011; HCA 842/2011 HKCFI
 Key Factor: Carrying on business, Business of company, Termination of agreement, Terms of agreement
 Outcome: I therefore dismiss the appeal, and order the claims made by Mind Body against Lee be struck out.
 Catchwords: Civil Procedure – Pleadings – Counterclaim – Striking out – Exclusion/Jurisdiction of Labour Tribunal
- NOBLE SPIRIT LIMITED TRADING AS LIFE SOLUTIONS v WONG SHU YUEN ALSO KNOWN AS GARRY WONG & ANOR**
 CaseBase [2013] HKCU 1048 HCA 842A/2011; HCA 842/2011 HKCFI
 Key Factor: Loss of employment, Term of employment, Labour tribunal ordinance, Jurisdiction of labour tribunal, Labour tribunal
 Outcome: Thus, I allow Lees application and order as follows:
 Catchwords: Civil Procedure – Pleadings – Counterclaim – Striking out – Whether High Court had no jurisdiction to hear and determine counterclaim – Labour Tribunal
- PCCW - HKT TELEPHONE LTD & ANOR v DAVID MATTHEW MCDONALD AITKEN & ANOR**
 CaseBase [2008] HKCU 1067 HCA 108/2008 HKCFI
 Key Factor: Employer and employee, Restraining from acting, Serious question to be tried, Confidential information
 Outcome: Cause of action or claim established
 Catchwords: Civil Procedure – Interlocutory injunction – Restraining defendant former employee from joining competitor – Serious question to be tried – Breach of fiduciary duty – Breach of contract – Misuse of confidential information – Whether damages sufficiency remedy – Balance of convenience – Material non-disclosure
- CHENG HUNG KIT v JIM YIU MING**
 CaseBase [2016] HKCU 1408 HCA 2037/2011 HKCFI
 Key Factor: Third parties, Restraining from acting, Confidential information, Fiduciary duty
 Outcome: For these reasons, there will be an order that the appeal is allowed, and that the plaintiffs statement of claim filed on 31 January 2012 together with the further and better particulars given on 18

Lexis+[®] Hong Kong Legal Research



Legal
Research

Lexis+[®] Hong Kong Legal Research



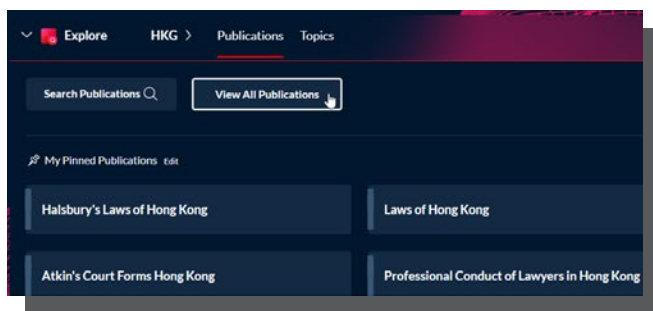
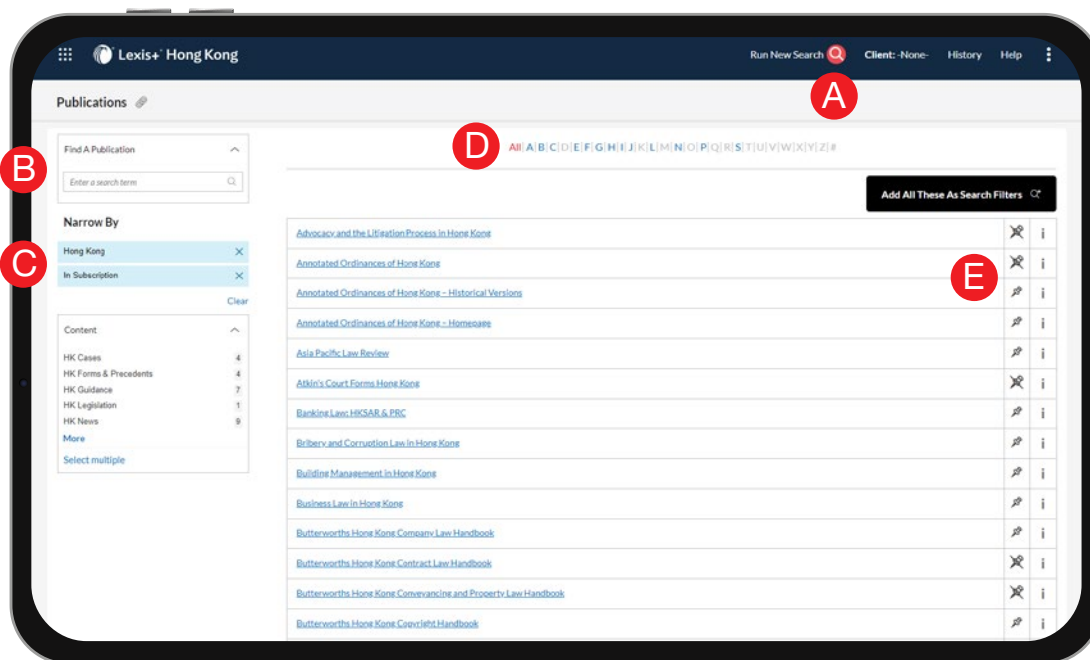
- A** Access other subscription products. Click the grid icon for access to your other subscription products, such as LexisNexis[®] international products.
- B** Return to the home page. Click Lexis+[®] Hong Kong on any screen.
- C** Set, change or edit client IDs. You could keep track of the legal research you have done for a particular client or matter.
- D** Access history records of your recent searches or documents retrieved.
- E** Personalize the style of your page in daylight or night mode.
- F** Link to Settings, Alerts, Folders, Feedback and Sign Out etc.
- G** Experience Dock for you to switch seamlessly to other Hong Kong online products for legal research and drafting.
- H** Jurisdiction and Content Filter. Select a jurisdiction from the drop-down list to refine your search up front and filter by the type of legal content you would like to read.
- I** Advanced Search gives you extra functions to locate legal documents with more refined and precise search criteria and aspects.
- J** Place your cursor in the Search Box and enter search words:
 - natural language, e.g., *company law director fiduciary duty* and search. If you would like to search the exact phrase, you could use double quotation marks, e.g. "joint and several liability"
 - terms and connectors search, e.g., *director w/30 fiduciary duty* and search. Check the Terms & Connectors Tips of this guide for details
 - citation, e.g., [2016] 3 HKC 307
 - publication title, e.g., Halsbury's, to set publication(s) as your search parameters or check its table of content
 - case name, e.g., *Kong Yunming*, to retrieve the judgment and subsequent court references
 - traditional Chinese search terms, e.g., 公司 董事 責任

As you type, the Search Box offers suggested legal phrases, documents or publications to expedite your search.
- K** Browse legal publications or legal topics or search for specific publications or topics. Select Publications or Topics to access your desired legal commentaries or topics directly. You can view, edit or rearrange the list of your pinned publications and access your recently viewed publications. Click HKG icon to switch to publications in other jurisdictions.



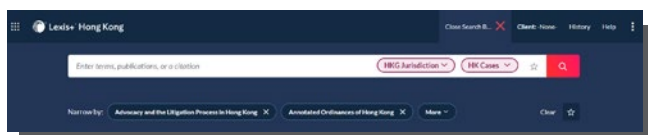
Where can I find my content?

Navigate Publications



Click View All Publications at the home page to enter the full page of accessible commentaries from your subscription to search and browse alphabetically by title.

A You could run a search anytime, the search box is available on the top. If you click Add All These As Search Filters button, you could search within all the publications on the screen.



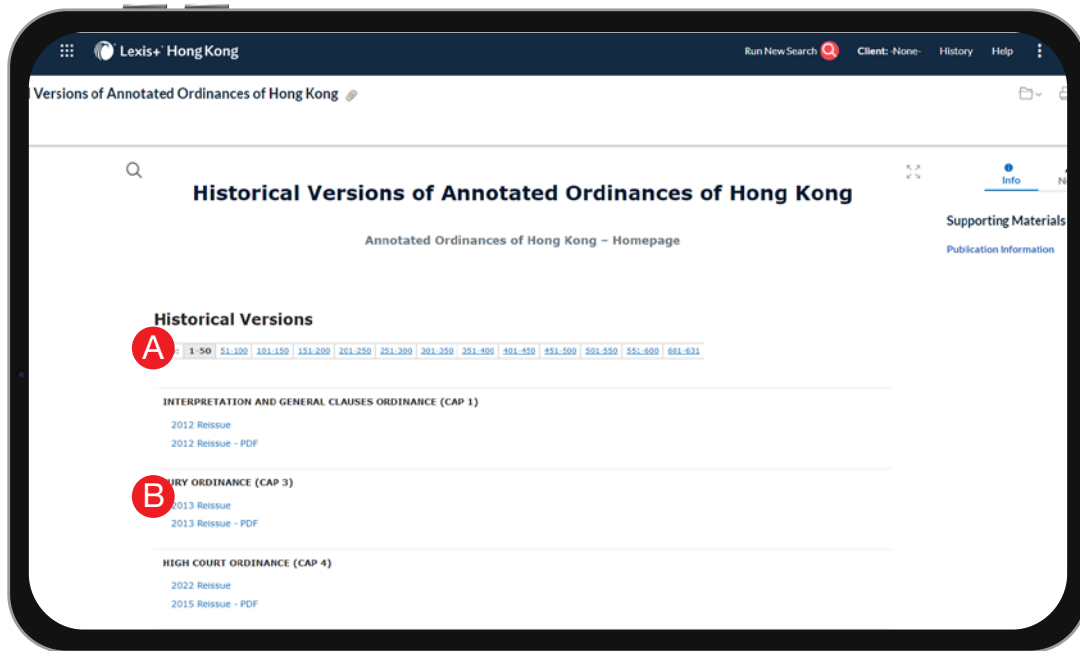
B Enter a full or partial title name. Suggestions are provided as you type. Click the grey magnifying glass to search.

C Filter publications by content types, jurisdictions, etc. Find what you need by selecting filters, e.g., HK Forms & Precedents. As you add filters, the **Narrow By** displays your filter choices. Click the X to delete a filter or **Clear** to remove all filters. You could remove In Subscription to see all commentaries that could be accessible on Lexis+® Hong Kong Legal Research, including those that are not in subscription. If you remove Hong Kong, you could see commentaries in other jurisdictions.

D Browse publications alphabetically.

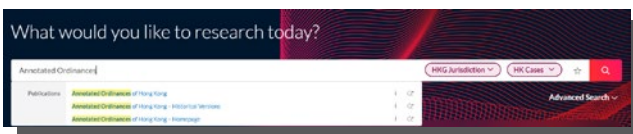
E You could pin/unpin specific publications to homepage for ease of convenience. The hyperlink of the title would bring you directly to its table of content or allow you to search within it. You could also check the details of the title by clicking the information icon.

Historical Versions of Annotated Ordinances of Hong Kong




Resolve your long-standing cases by checking historical versions of Annotated Ordinances of Hong Kong, especially Companies Ordinance (Cap 622), to access the commentaries of the law back in time and gain a holistic view of the legal developments.

- A** You could glance through the historical versions of our collection by chapter.
- B** You could cross-reference legal amendments and annotations of the same Ordinance at different points in time. You could also download the entire pdf of a historical version of an Ordinance.



You could get into the historical versions page by searching Annotated Ordinances at the home page.

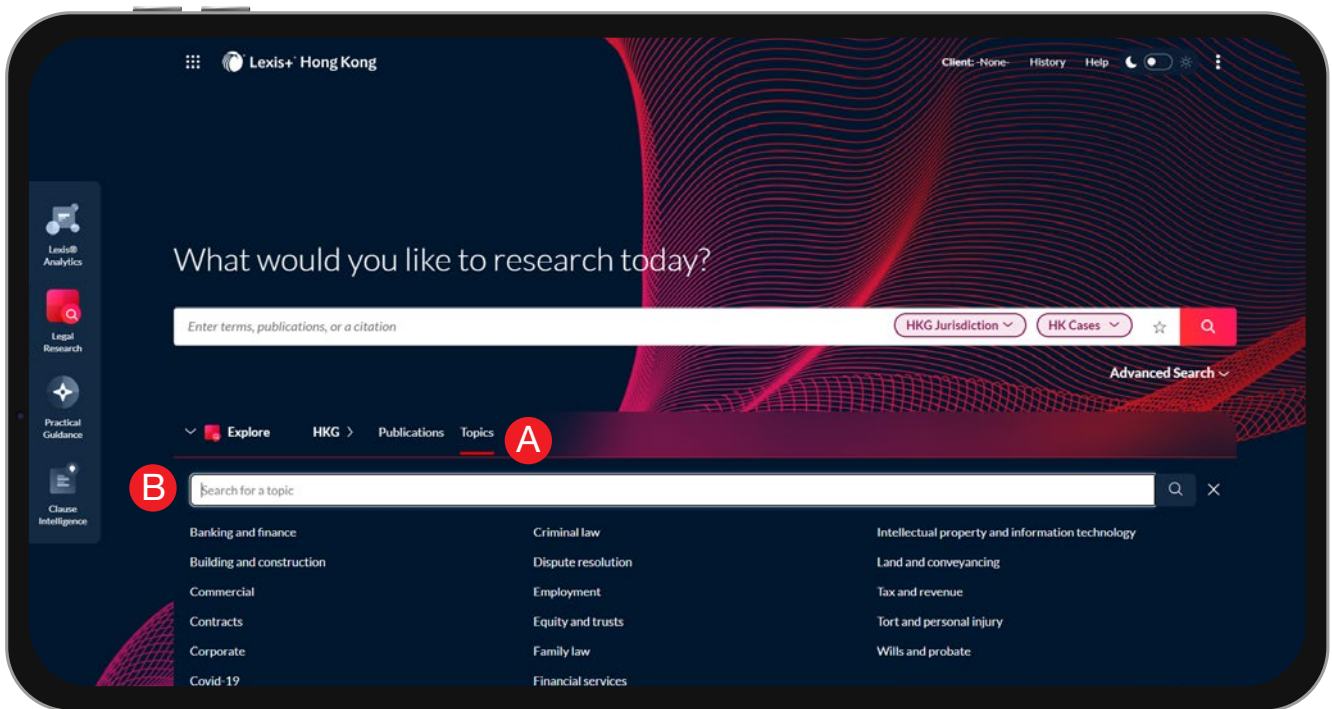


If you are reading Annotated Ordinances of Hong Kong, you could switch to historical version by clicking the links on the right.

- The first link would bring you to the historical versions of your Ordinance, i.e. Companies Ordinance (Cap 622).
- The second link would bring you to the historical versions of all other Ordinances within our collection.



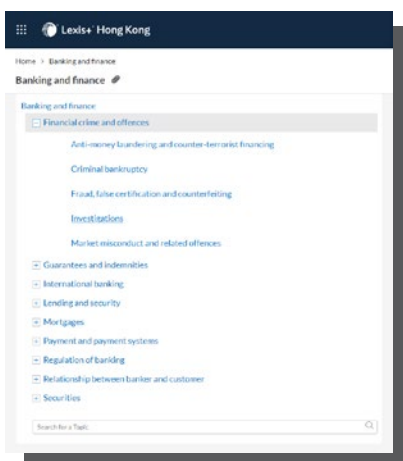
Navigate Legal Topics



Legal Taxonomy

Lexis+® Hong Kong Legal Research classifies vast amount of legal resources into the corresponding jurisdiction, legal topics and issues.

- A** If you prefer to find a legal topic to begin your research, start with Topics.
- B** You can search for specific topics. Enter your search words and click the magnifying glass. There are a wide range of legal topics for your easy reference.

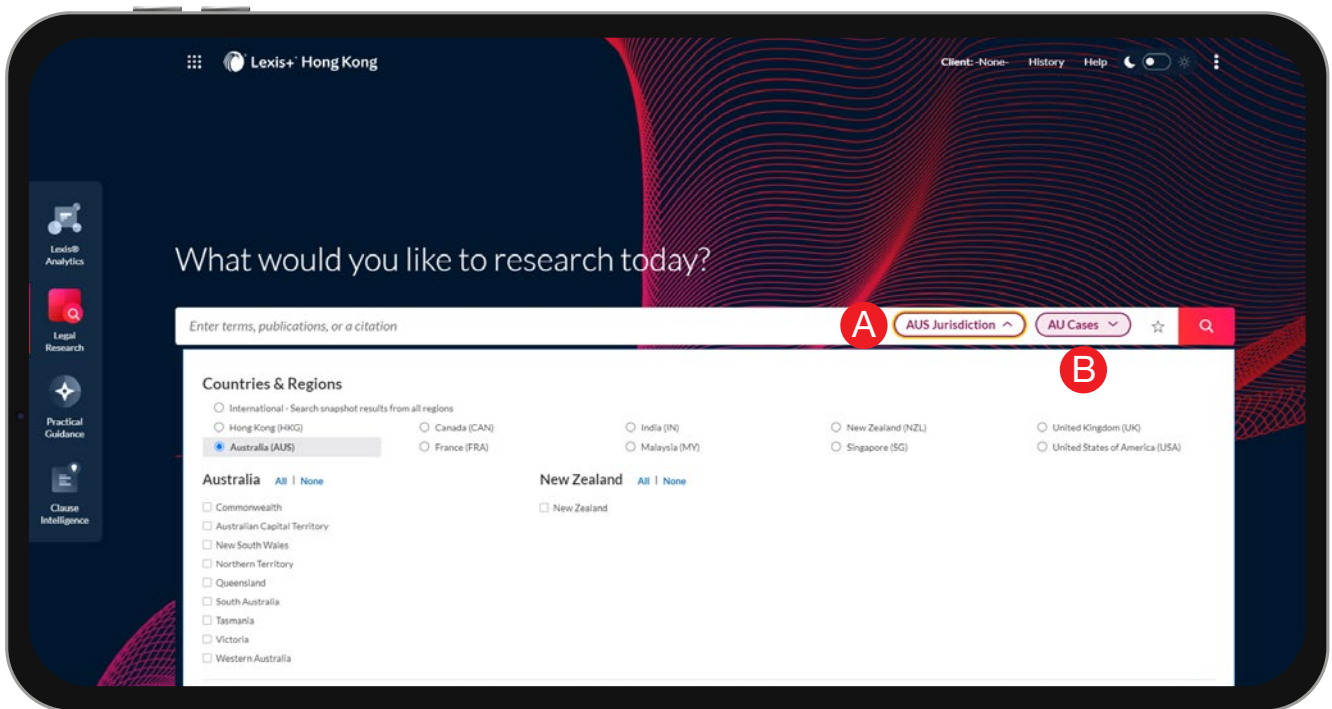


Browse different levels of the legal topic hierarchy. Click a Topic link. Select a topic or use the arrows to open or close additional levels.

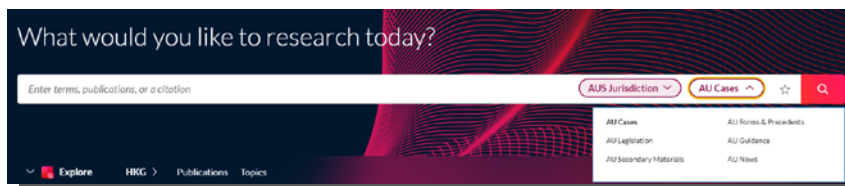
Once you choose a topic, you can view search results on this topic, such as relevant cases, legislation, commentaries and journals. You could also create a topic alert to track any new developments on this topic.

How should I search?

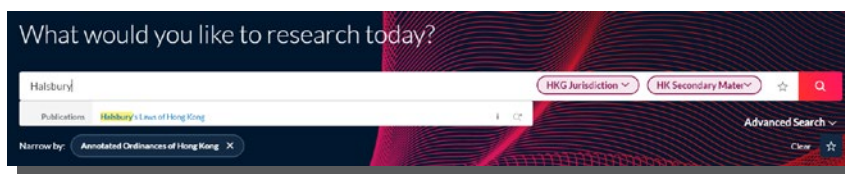
Pre-Search Filters



A Choose your research scope by selecting your relevant jurisdiction filters. For certain jurisdictions, it gives you more options for you to filter by federal, state and circuit etc. Lexis+® Hong Kong Legal Research gives you access to content in Hong Kong and other commonwealth jurisdictions. You could also select "International - Search snapshot results from all region" to have a holistic view of multiple jurisdictions all at once.



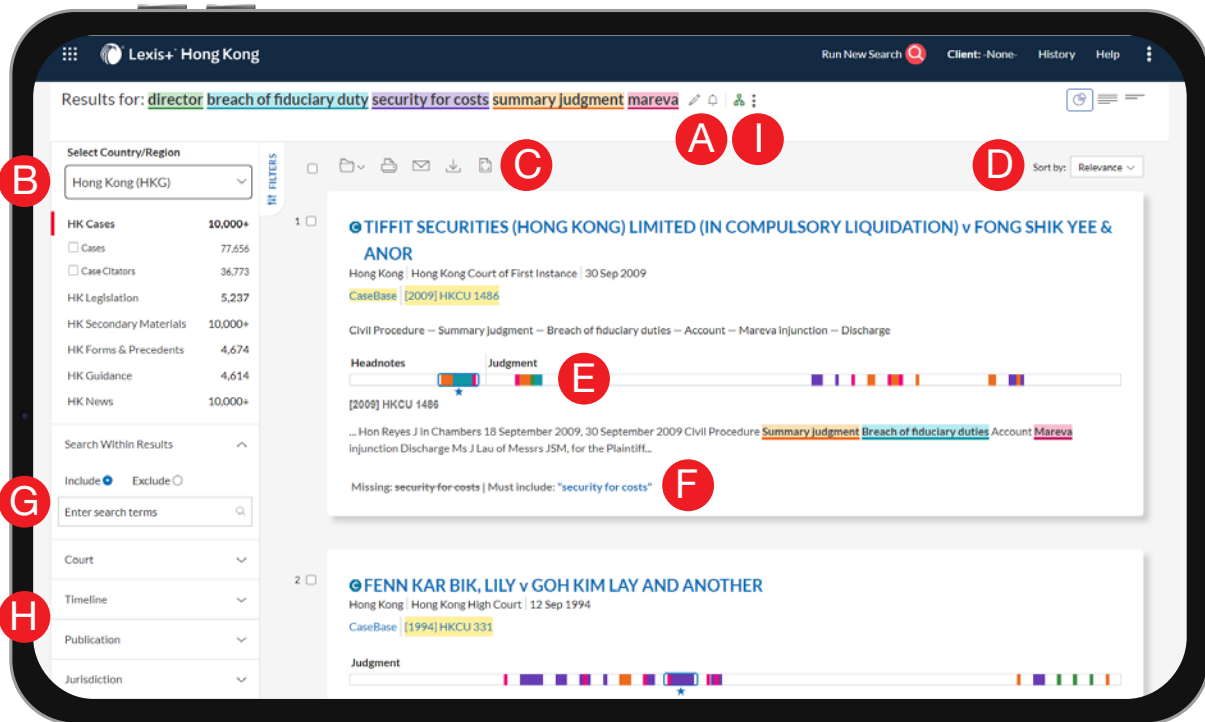
B You can also save time by filtering before you search by choosing content types, such as cases and secondary materials. The content type will change according to the jurisdiction you have selected.



Other than jurisdictions and content type, you could also set your own pre-filters by designated legal titles. Lexis+® Hong Kong Legal Research suggests and predicts legal phrases, documents and publications relevant to your search terms (e.g. Halsbury for Halsbury's Laws of Hong Kong).

Once you find your desired titles, click the magnifying glass to narrow your research scope to those titles only. You could also add multiple publication titles to expand your research scope. As you add filters, the **Narrow By** box displays your filter choices. Click the X to delete a choice or **Clear** to remove all choices.

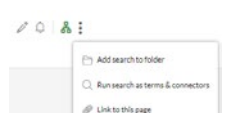

Post-Search Filters



Lexis+® Hong Kong Legal Research streamlined the results page by empowering you to navigate your search results by jurisdiction, keywords, timeline, court etc. It creates a new standard for research, while enhancing its fundamental components.

- A** Set up an Alert for your search across content types. Click the bell icon to set up your customized alert.
- B** Refine your search. For more focused results, filter by:
 - Jurisdiction, it covers Hong Kong and other commonwealth jurisdictions. Click International (snapshot) to see an overview of the relevant results across multiple jurisdictions at once.
 - Content type, e.g. select from legislation, secondary materials and more.
- C** Print, download, email, or save it to Folders. Check the box next to the document title(s) you need and click the appropriate Delivery icon. Or create a printer-friendly page of your results.
- D** Sort documents. Use this pull-down box to re-sort by relevance, date and court, etc. To change your default order, select Edit Default Order.
- E** Search Term Maps add colour coding to your search words. The colours display as markers on the Search Term Location Bars you see in results lists and in full-text. The star indicates the best cluster of search terms. Each term and/or phrase—up to five—is highlighted in different colours. If you enter more than five terms/phrases, the terms will be highlighted in one colour only.

NOTE: If you do not see the colour coding on your results screen, select the Graphical View icon in the upper-right corner of your results screen.
- F** If certain keywords are missing from the results, the dashboard will highlight it for your reference. If you want the system to include it, choose must include for your keywords.
- G** To include or exclude keywords within your search, use the Search within Results box on the left navigation bar.
- H** Extra options for you to filter by
 - Court, different levels of court in respective jurisdictions
 - Date, i.e. slide the timeline or enter dates.
- I** You could share the results page with your colleagues for ease of convenience by clicking the three dots icon and select Link to this page. The platform will provide you a hyperlink for sharing.



Advanced Search

Lexis+® Hong Kong Legal Research refines search results efficiently by different aspects of cases, legislation, secondary materials and forms & precedents, delivering more relevant search results.

Select the Advanced Search link under the Search Box at the Home Page to move to Advanced Search forms.

- A** Your search is built for you! As you enter words in the fields below, the search query displays in the Search Box.
- B** Move to another Advanced Search form of a different content type.
- C** Get help with searches, including search commands to improve your search precision. For explanation of the segment fields, a segment example is provided for your reference.
- D** Each field is a document segment or part. Limit your search to specific document parts.
e.g. If you search law firm under representation field, you could look up cases that have been handled by that law firm in the past for your analysis. You could do the same for counsel and judges to formulate your litigation strategies.

Terms & Connectors Tips (Cases)

1 Synonyms

Are there any synonyms or abbreviations for the terms you entered?

E.g. liquidation insolvency **OR** winding up
E.g. BVI British Virgin Islands

Apply this to the example and insert all the relevant synonyms:

company and liquidation **insolvency winding up** HKG Jurisdiction HK Cases ☆ 🔍

2 Variations

Are there any variations for the terms you entered?

E.g. liquidat! liquidate(s), liquidated, liquidating, liquidation or liquidator(s)
E.g. wind! up wind up, wind-up, winding up or winding-up

Enter the ! connector at the end of the root word to cover all the variations:

compan! and liquidat! insolven! wind! up HKG Jurisdiction HK Cases ☆ 🔍

3 Connectors

- Or** mainly for connecting synonyms
- w/n¹** the connected search terms will be within range of the specified number of words
 e.g. w/30 means that the connected search terms will be within 30 words of one another
- ()** group the search terms together

Your completed search will look like this:

compan! w/30 (liquidat! or insolven! or wind! up) HKG Jurisdiction HK Cases ☆ 🔍

¹ We suggest w/10 for the search terms to be extremely close and w/100 for more flexibility in searching legal issues.

Terms & Connectors Tips (Legislation)

e.g.

 HKG Jurisdiction ▾ HK Cases ▾ ☆ 🔍

1 Synonyms

e.g. Basic Law could be BL

 HKG Jurisdiction ▾ HK Cases ▾ ☆ 🔍

2 Variations

e.g. Variations of article include art, art., arts, article, articles etc.

 HKG Jurisdiction ▾ HK Cases ▾ ☆ 🔍

3 Connectors

Or Basic Law or BL

w/n Art! w/30 37 covers judgment that wrote "article 35, 36, 37" and the like.

Art! w/30 37 w/30 Basic Law improves the accuracy in referring to Article 37 of Basic Law.

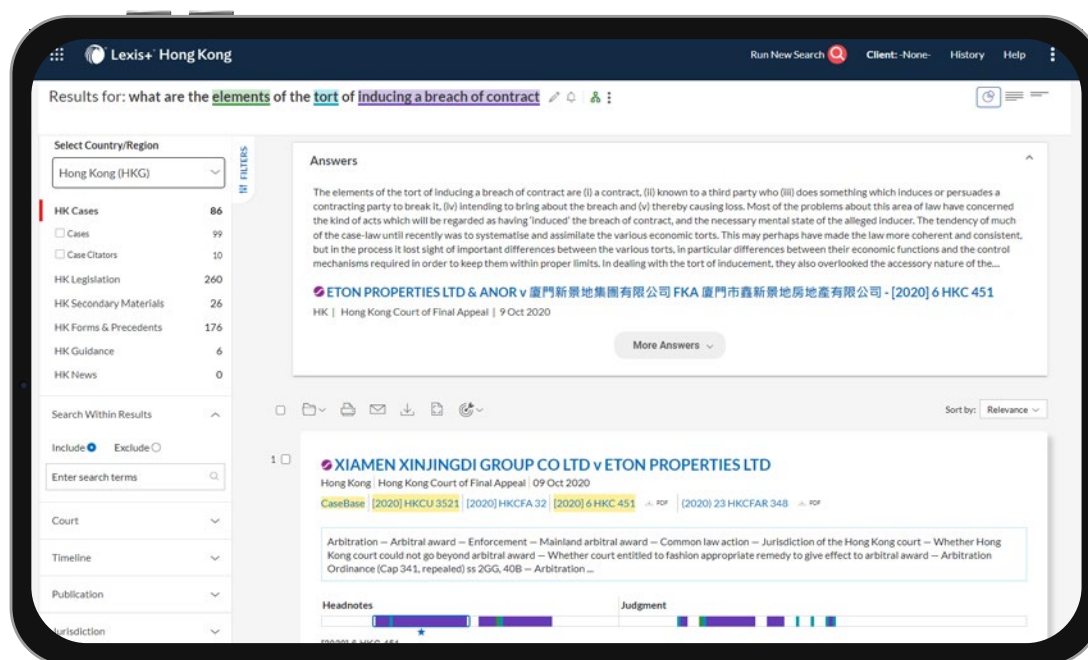
() (Basic Law or BL)

Your completed search will look like this:

 HKG Jurisdiction ▾ HK Cases ▾ ☆ 🔍

How should I analyze the legal information?

Lexis Answers



Lexis Answers is an AI-powered feature on Lexis+® Hong Kong Legal Research that provides answers to your legal research questions with citable authorities. Instead of just providing documents with potentially relevant sections highlighted, Lexis Answers extracts and delivers a direct answer to your legal question, along with a finely tuned document-based results list.

Enter your query in the form of a natural language search, such as what are the elements of the tort of inducing a breach of contract. You do not have to translate your question into keywords or use Boolean syntax.

Lexis Answers is currently available on Hong Kong Cases results lists of Lexis+® Hong Kong Legal Research when our AI-driven intelligence identifies documents that directly answer your question.

Search Term Maps

With patented and award-winning Lexis® Search Term Maps, the power of data visualization helps you quickly find the most relevant cases for your issue.

Search Term Maps on the Lexis+® Hong Kong Legal Research is a legal research visualization feature that analyzes the data and presents it in a graphical format. Every document is mapped with your search terms, so you can easily identify patterns and the largest concentration of your search terms within the document. Search Term Maps are available when viewing results in most of the content categories on Lexis+® Hong Kong Legal Research. To view the Search Term Maps, click the Graphical view button at the top right corner of the results list.



When you have this view enabled, you see Search Term Maps on the results list and while viewing full text documents.

Visualization Bar in the Results List

Results for: **director** **breach of fiduciary duty** "security for costs"

The screenshot shows a search result for the case **MOULIN GLOBAL EYECARE HOLDINGS LTD v OLIVIA LEE SIN MEI**. The visualization bar at the top of the result shows two colored segments: a green segment for 'director' and a blue segment for 'breach of fiduciary duty'. The blue segment is significantly larger and contains a blue star icon, indicating it is the best snippet. Below the bar, a preview paragraph from the judgment is displayed, with the search terms highlighted in the same colors as the bar. The text reads: "... Libertarian Investments Ltd v Thomas Alexej Hall 14 . Millett LJ explained that (a) not every breach of duty by a fiduciary (such as a company director) is a breach of a fiduciary duty; (b) it is inappropriate to apply the terms breach of fiduciary duty, for example, to the failure of a trustee or other fiduciary, such as a director, to use proper skill and care in the discharge of his duties and (c) the circumstance that the source of this and other obligations of directors lies in equity does not make the obligations fiduciary duties, [35] However, in the indorsement the term fiduciary is used not in its strict sense, but more broadly to encompass the established or asserted equitable duties of a director to act ...". At the bottom of the preview, it says "Missing: 'security for costs' | Must include: 'security for costs'".

When Search Term Maps is selected, Lexis+® Hong Kong Legal Research displays a term visualization bar and a preview paragraph in the results list. The visualization bar displays the colour designated to every search term and identifies the section in which the terms appear within the document. This makes it easier to identify the section within the case that has the highest concentration of your search terms.

The visualization bar is dynamic; when you click a colour, the preview paragraph automatically displays the section you selected from the visualization bar. The blue star symbol in the visualization bar indicates the best snippet from the document based on a proprietary algorithm.

Note: In the Results List view, the term visualization bar does not show every term hit and shows top hits only. The value of the bar is that you can see at a glance which of your terms are showing up in top hit excerpts, navigate to the most important of those excerpts, and get more context around your hits.

Visualization Bar in a Full Text Document

The visualization bar appears on the left side of the page and is dynamic; when you click a colour, the preview paragraph automatically displays the section you selected from the visualization bar.

If the visualization bar is not visible, click Search Terms to expand the panel.

Note: If Table of Contents is also an option, click to toggle between the visualization bar and the table of contents. Only one can appear at a time.

MOULIN GLOBAL EYECARE HOLDINGS LTD (IN LIQ) v LEE SIN MEI OLIVIA (NO 3) - [2014] 6 HKC 220

The screenshot displays a legal document viewer interface. On the left, there is a vertical visualization bar with a search bar at the top. The bar is divided into sections: 'Top of Document', 'Headnotes', 'Catchwords', 'Case summary', 'Holdings of court', 'Case type', 'Representation', and 'Footnotes'. The 'Representation' section is currently selected, showing a list of names: Ma CJ, Ribeiro PJ, Tang PJ, Bokhary NPJ, and Gummo NPJ. On the right, the main text area shows search results for the term 'fiduciary'. The results are numbered paragraphs: [32], [33], [34], [35], [36], [37], [38], and [39]. The text in these paragraphs is highlighted in yellow, and the search terms are highlighted in blue. The search results are titled 'The indorsement in this case'.


Search Term Maps display in multicolour. You can make the highlighting a monochrome colour by clicking Multicolour highlighting under All Terms. If you run a Search Within Results, those terms are highlighted yellow, regardless of the multicolour or monochrome selection.

Note: If your search query contains more than 5 term units, Lexis+® Hong Kong Legal Research automatically changes the option from multicolour to monochrome colour.

Search Tree

The Search Tree on Lexis+® Hong Kong Legal Research displays exactly how the terms in your search were applied and how those relationships impacted your results. The Search Tree provides a graphical representation of the background process to determine the ultimate number of results you get from your search.

The search tree displays as follows:

- While viewing results, click the Search Tree button  to the right of your search terms at the top of the results list
- The search tree displays when you use the Edit Search feature
- The search tree automatically displays when your search returns no results

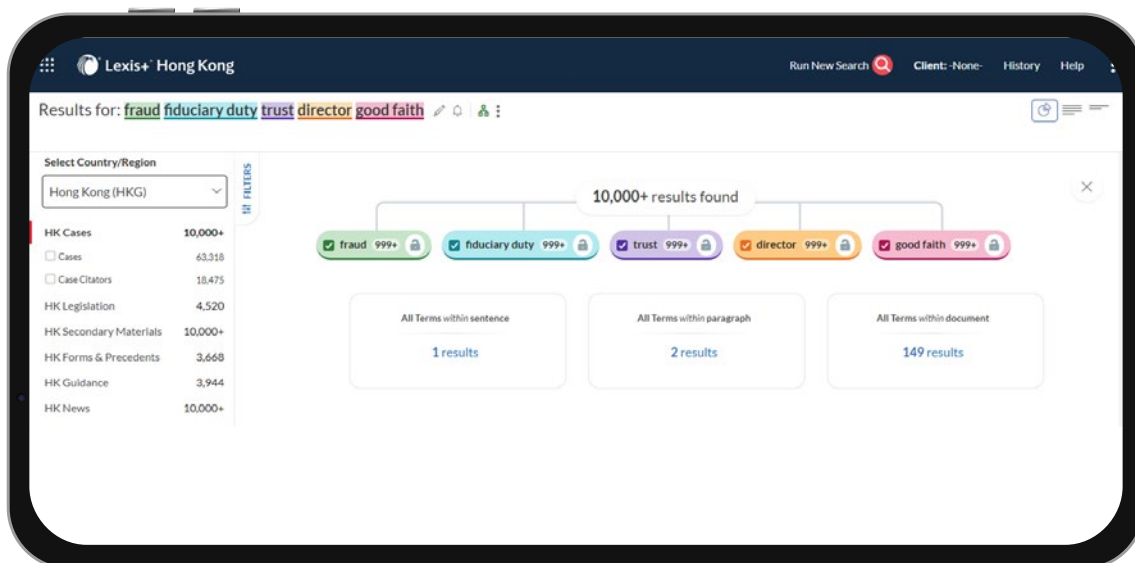
Note: The Search Tree is not available when you are searching within the table of contents for a source. It is only available when you are searching for documents. The information below describes how the Search Tree displays for natural language and terms & connectors or Boolean searches.

Natural Language

A natural language search is run using a search algorithm and retrieves results based on the relevance of your terms. Some documents may not contain all the terms you entered based on the way the algorithm weighs the importance of the entered terms.

The graphical representation displays the terms and the number of results for each term, then information about how many results have all terms within the document, a paragraph, or a sentence. You can deselect 1 or more of the terms to exclude those terms from the search.

Note: The Search Tree will not display when there are more than 5 terms in the search.



In the example above:

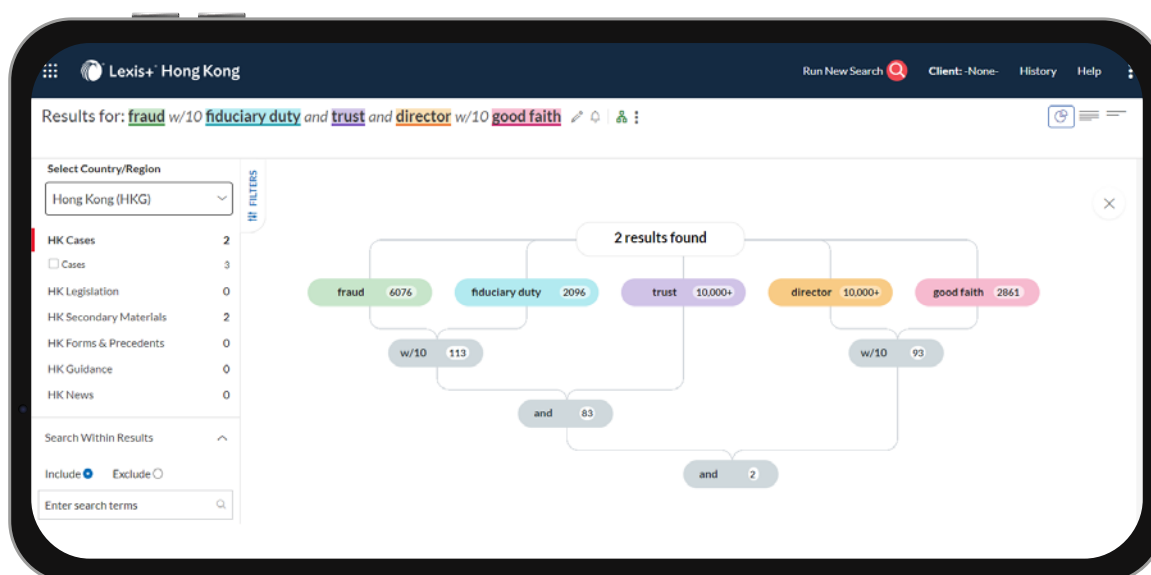
- Level 1 shows the total number of results retrieved with your search using the search algorithm.
- Level 2 shows all your terms along with the Document Count if just that term was run as your search - fraud would retrieve 999+ documents, fiduciary duty would retrieve 999+ documents, etc.
- Level 3 shows how many documents contain all your terms within the same sentence or paragraph, and the number of documents that include all your terms.

Terms & Connectors (Boolean)

In a terms & connectors search, the search runs and looks for the terms according to the relationships you defined with the connectors in your search. Search Tree provides a graphical representation of the background process to determine the ultimate number of results you get from your search.

Each part of your search is represented in a box that displays how many results would be retrieved if only that part of the search was run. Each level of the interactive tree indicates how each part of the search is run until the last level displays the final result count of the full search.

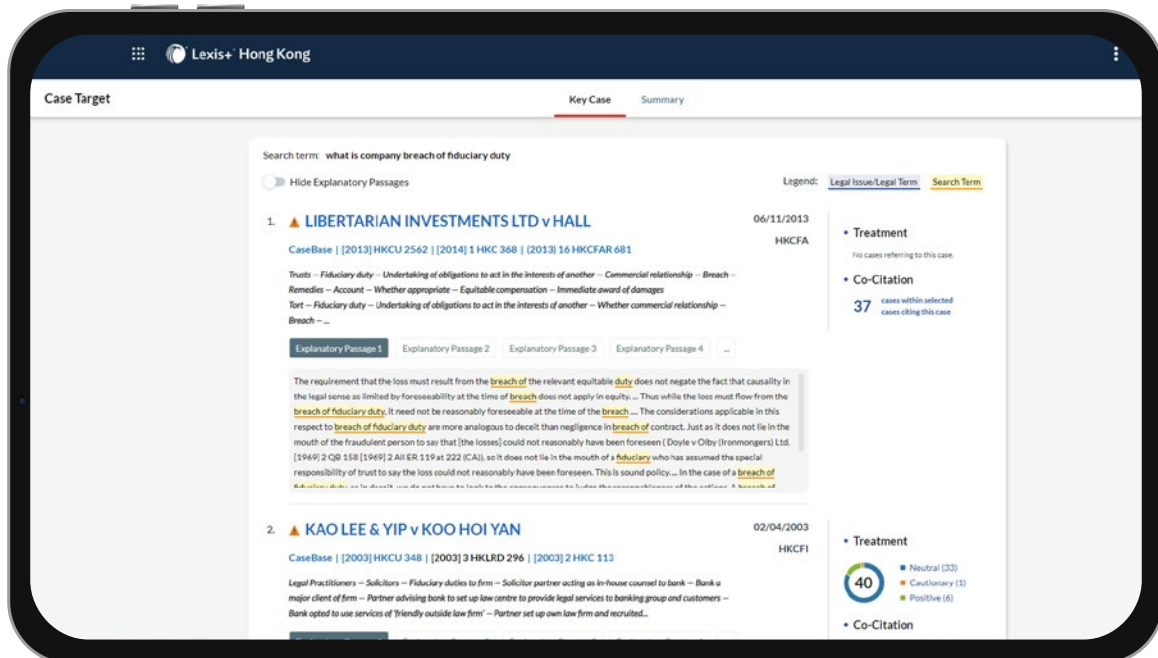
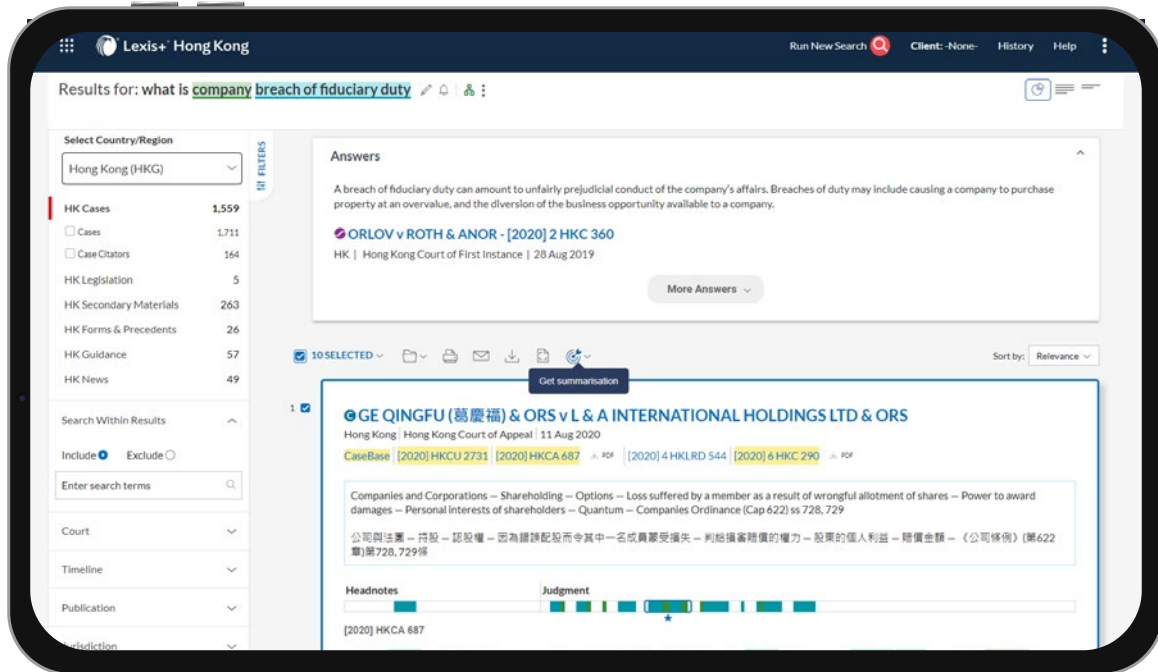
Hover your cursor over any of the oval boxes to see the search that would be run to retrieve that Document Count and click to run the search.



In the example above:

- Level 1 shows all your terms along with the Document Count if just that term was run as your search - fraud would retrieve 6,076 documents, fiduciary duty would retrieve 2,096 documents, etc.
- Level 2 shows how many documents would be retrieved if the search only contained fraud w/10 fiduciary duty or director w/10 good faith
- Level 3 shows how many documents would be retrieved if the search only contained fraud w/10 fiduciary duty and trust
- Level 4 brings your entire search together and displays the ultimate Document Count of your search

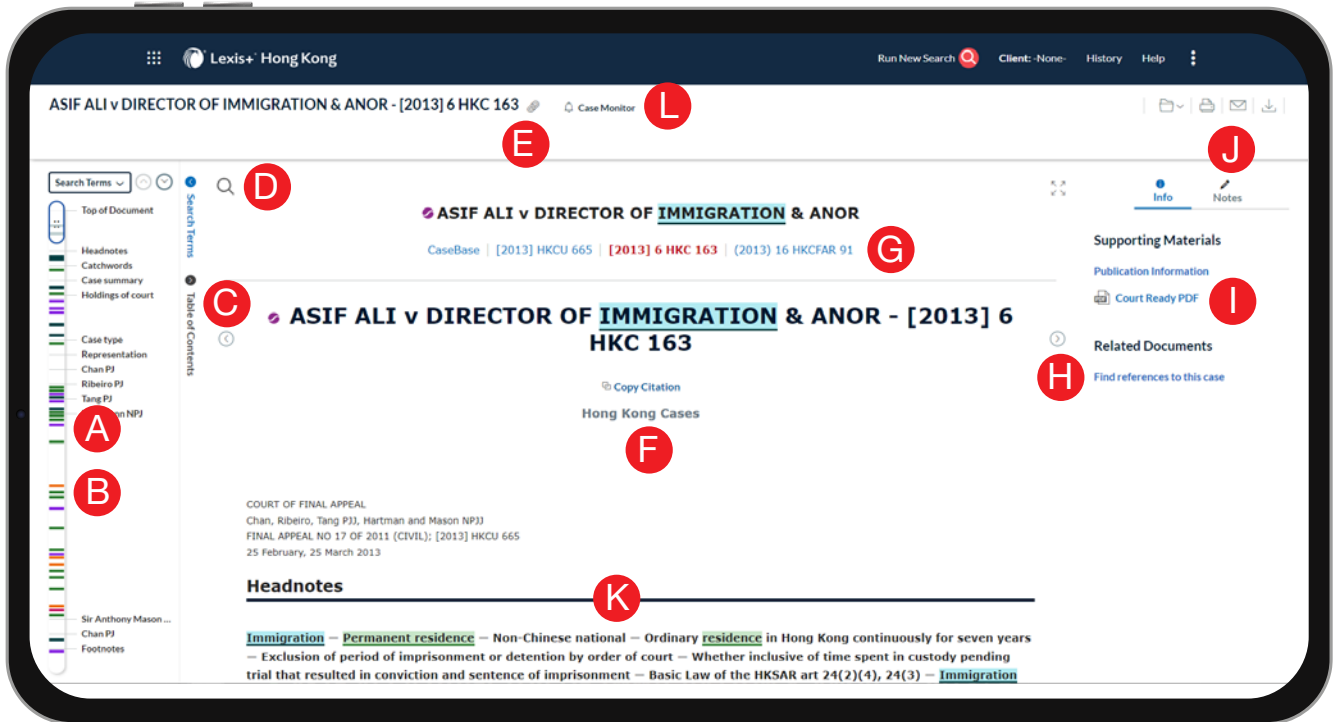
Case Target



Case Target is a GPT-powered tool designed to point you to the right cases to refer to. By intelligently synthesizing your search results, it delivers concise summaries of the relevant Hong Kong cases, surfaces the pertinent explanatory passages, and provides a snapshot of subsequent treatment and co-citation, all at the click of a button.

The Summary section lists down legislations that are most cited in the distilled list of cases from your refined search.

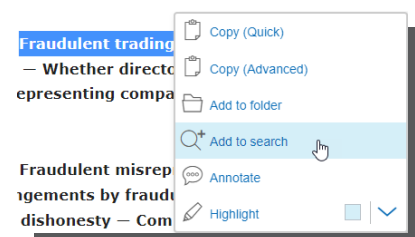
Case Features



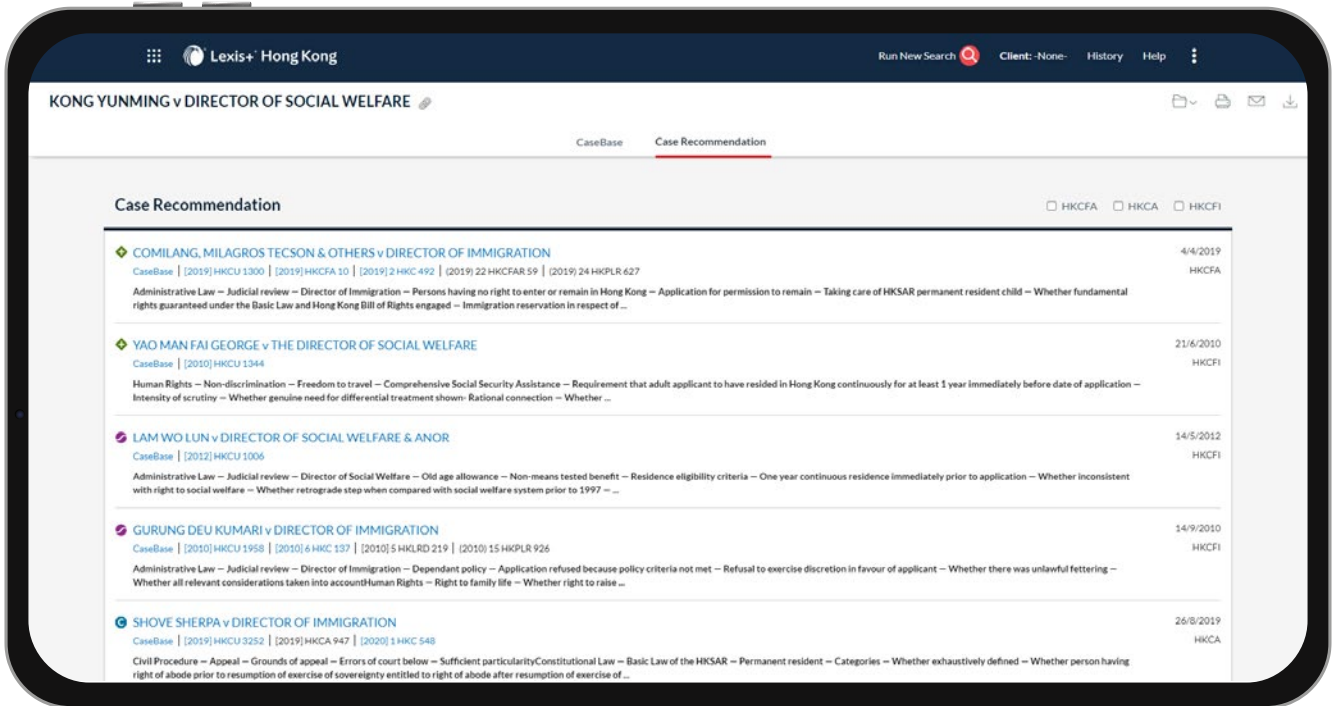
When you view a full-text case, even lengthy cases, you can navigate quickly to the facts you need with our new intuitive features.

- A** You could read specific document parts by clicking it. It covers case summary, holdings of court, judges name etc. By clicking the judges name, the platform will automatically bring you to the specific passages that the judge has written. The toolbar will move alongside with you when you scroll. Or slide the “scroller” to move through the document.
- B** Hover over colour markers or clusters to see which terms are depicted and the location of those terms. Click on the colour marker or cluster to move to those terms in full text.
- C** CaseBase Signal shows the subsequent treatment of a case. You could refer to the key below for details.
 - X** **Negative treatment**
Warning – Negative treatment indicated. A negative (red) signal is given to decisions which have been subsequently reversed, disapproved or overruled.
 - !** **Cautionary treatment**
Caution – Questioning or distinguishing treatment indicated. A cautionary (yellow) signal is given to decisions which have been subsequently distinguished, explained, not followed, questioned or varied.
 - +** **Positive treatment**
Positive treatment indicated. A positive (green) signal is given to decisions which have been subsequently applied, approved, followed or affirmed.
 - S** **Neutral treatment**
Neutral or citing treatment indicated. A neutral signal is given to decisions which have been either considered or cited (also 'referred to' or 'discussed').
 - C** **Citation information**
Link to CaseBase entry. A citation information signal is given to decisions for which there is only citation information available.

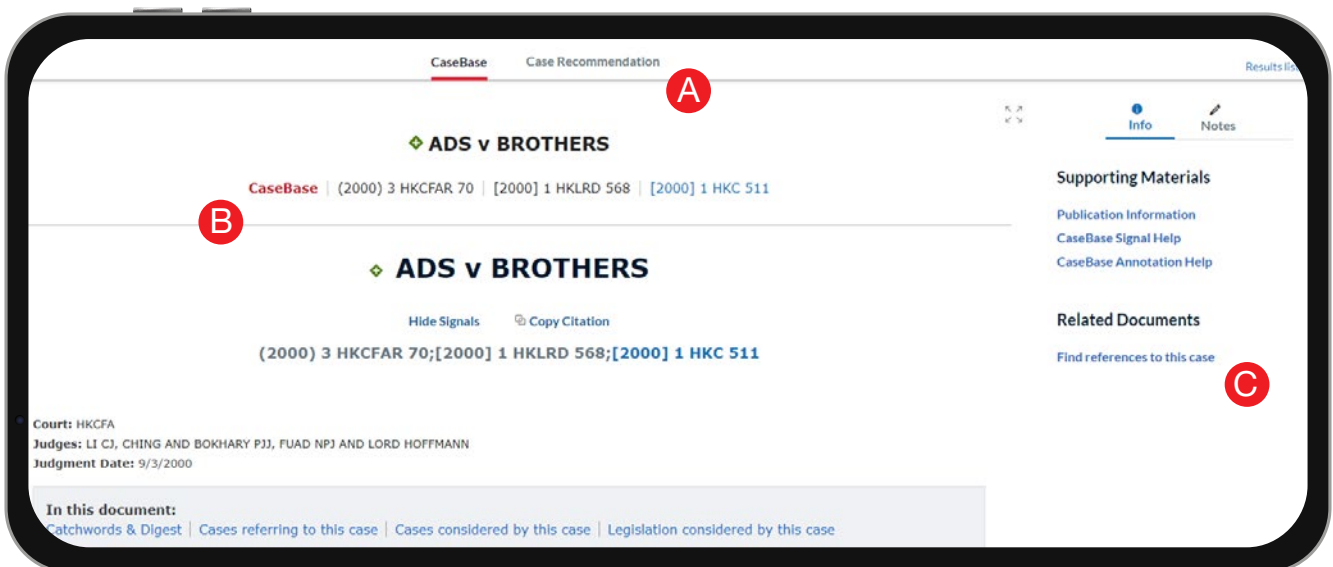
- D** Add more search words. In the Search Document box, enter specific words to further refine your search.
- E** Click the icon to retrieve a direct link to this page and you could share this page of this document with others.
- F** Copy the case citation for your work and include a link to the full-text case.
- G** Change law reports. Click the links of other case citations.
- H** Move among the table of contents of law reports. Click right arrow to move to Next document or left arrow to Previous document.
- I** Click Court Ready PDF to download the pdf version of the reported judgment.
- J** Print, email, download, share or save this document to Folders.
- K** You could run a new search by simply highlighting the keywords you want and click Add to search. The platform will run a new search with the highlighted text. By clicking Annotate, you could also add your own annotations to the authorities such as notes for your reference or sharing.
- L** Case Monitor provides you a subsequent judicial consideration alert which allows you to stay up to date with the developments of your selected case. You can customise format and frequency to be notified when the case has been cited on CaseBase, including reported or unreported judgments.



Case Recommendation

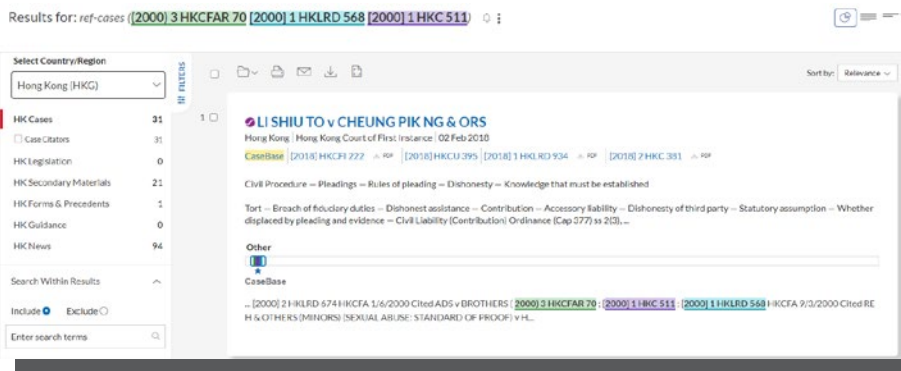


This new feature, Case Recommendation, on Lexis+® Hong Kong Legal Research identifies and analyzes the legal concepts and patterns from your document(s) to find meaningful suggestions to help you find other legally similar cases and build stronger arguments. You could also filter the cases by different levels of higher courts.



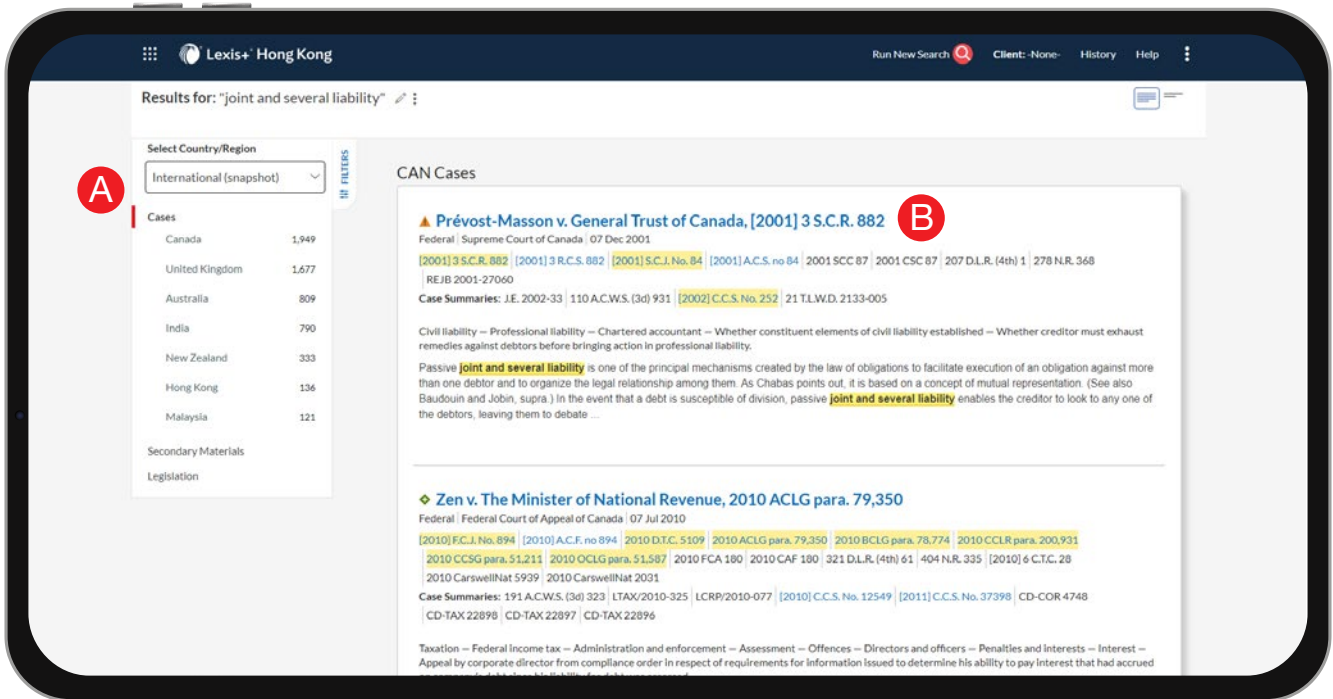
A You could switch to Case Recommendation page from the CaseBase page.

B CaseBase case citation records enable you to validate the authority of your cases, providing the case history and treatment coverage necessary to assess the strength of cases. It offers fast, accurate, and extensive coverage of the recent cases. Hong Kong court decisions are processed the day of their release. CaseBase records are provided next to the parallel case citations.



C Find references to this case gives you the ability to locate subsequent cases that have referenced your case in different case citations. This flexibility empowers you to have a powerful review of subsequent case treatment.

International Snapshot Features

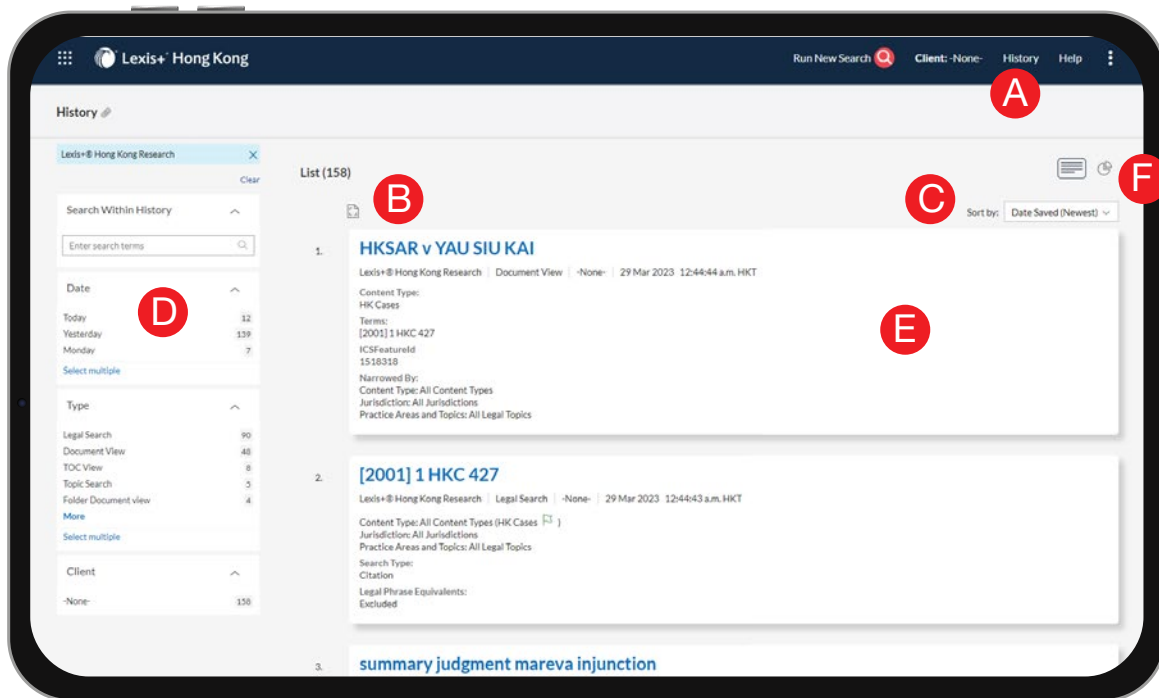


International Snapshot displays the relevant search results across multiple content types and jurisdictions in a single screen, giving you a holistic view of your search results.

- A** Scroll and view the top three results by relevance in multiple jurisdictions. In the International Snapshot View, you could also switch to other content types in your search to check its international overview.
- B** Click a document link or citation to open the full-text document.

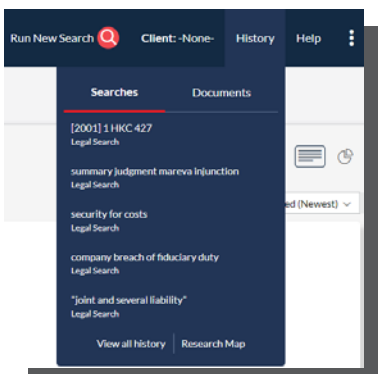
How do I keep record of my legal research?

History



View search history in the past. You can view your search history and pick up where you left off quickly by going to your History.

A Return to a search fast. Select from the five most recent searches or documents from the History tab in the header. Link to your complete History list by selecting View all history.



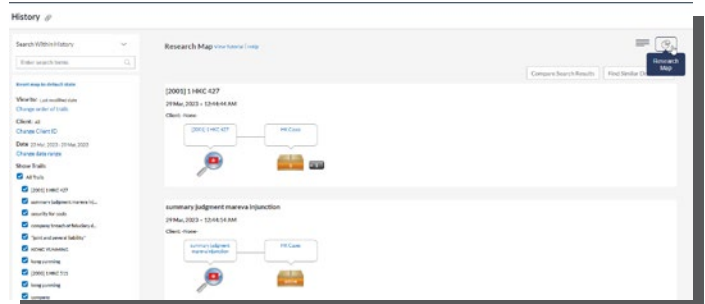
D Filter history to display by date, client ID and more. Only dates with research are included. Just click a date, type etc, the filter displays in blue on the top. Remove the filter, just click the X in the blue box. You could check the history of your searches and documents read. You could also search within your history.

E See search and read history details up front. Each listing tells you content types, search type, eg, natural language, search terms, and more.

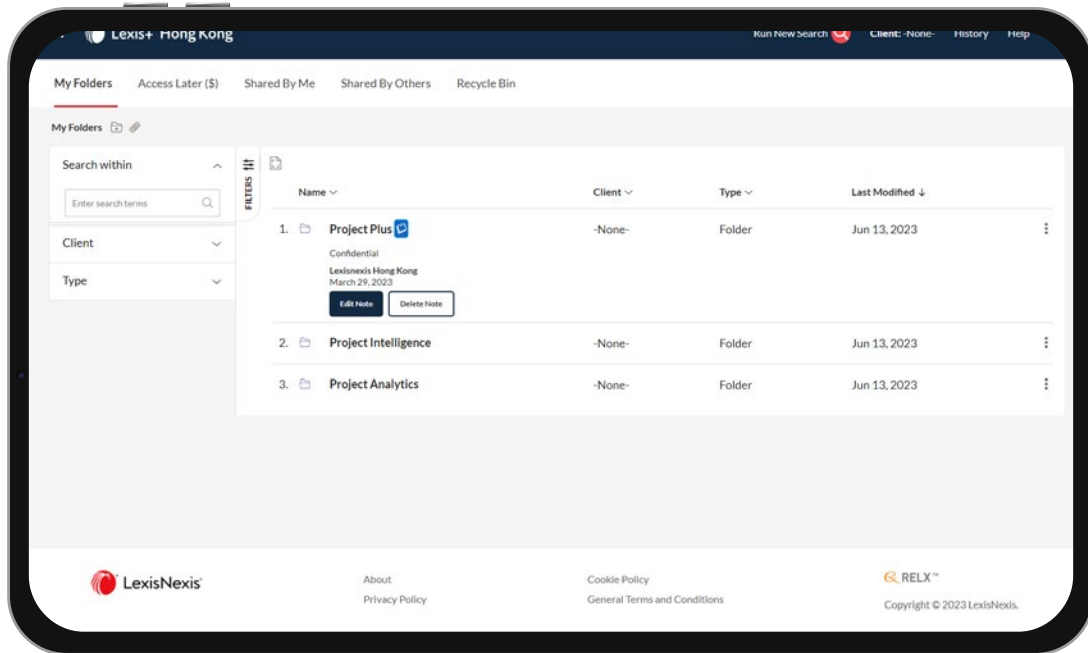
F The Research Map enables you to view your individual research activities in the past in a graphical format. These activities include the searches you have done, the documents you have viewed and downloaded etc

B Print your history. Get a printer-friendly list of searches. Then click the Print button.

C Sort your history by date (oldest or newest first), client ID, search type or search title (alphabetical or reverse alphabetical order).



Folders



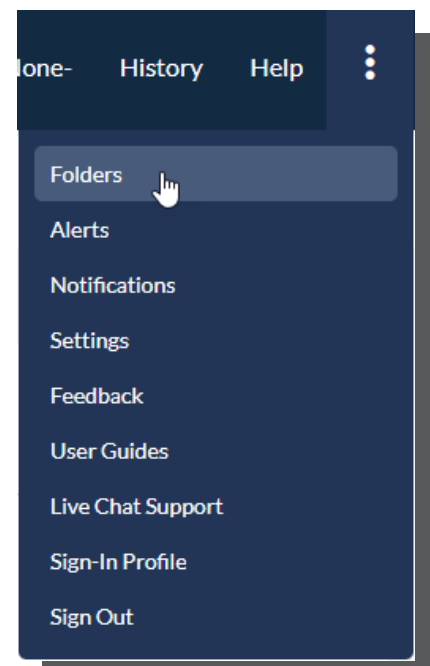
The Folders feature allows you to store and organize searches, documents and notes. Enhance team co-operation by saving and sharing your work seamlessly. The folders you create and any items you store in them remain in Lexis+® Hong Kong Legal Research indefinitely.

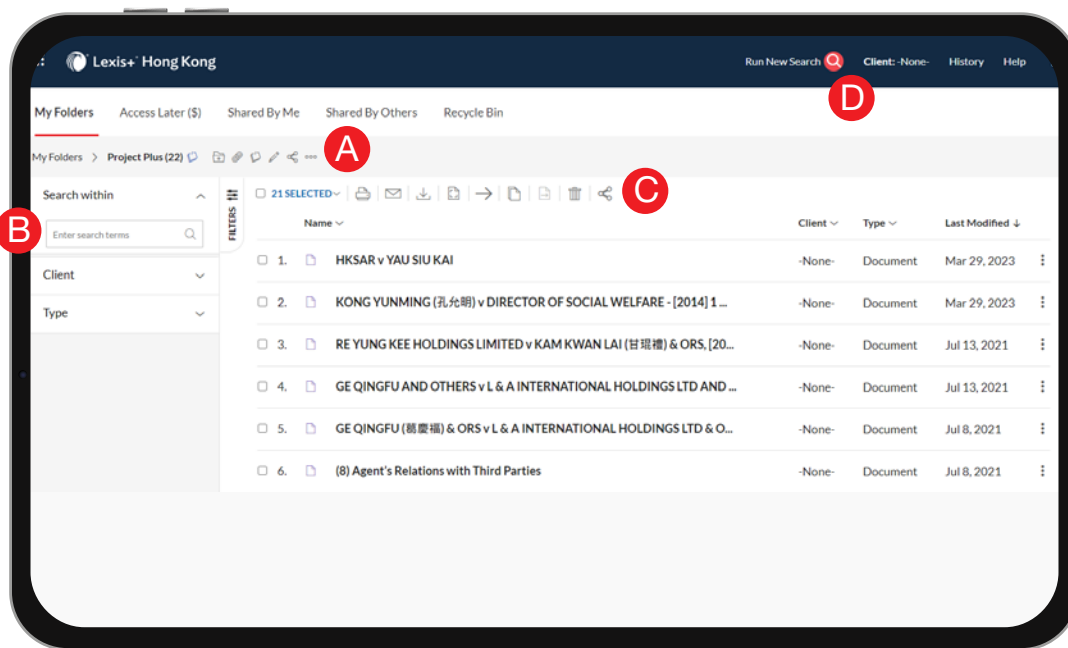
By clicking the Folders link on the top, it would bring you to the Folders page.

You can view your folders (and their contents) on the **Folders** page. Information about the folder is displayed, such as when it was created or last modified. In addition, information about each item in the folder is displayed.

At any time after creating a folder, you can add one or more notes to it. A portion of the most recently added note appears below the folder name in the My Folders list.

When you click a specific folder, any of its subfolders are shown at the top of the list, and any items included in the folder you are viewing are listed below. Information about each item is listed below the item's title.





To view the contents of a folder, click the folder name. Its contents are displayed in the main pane of the page.

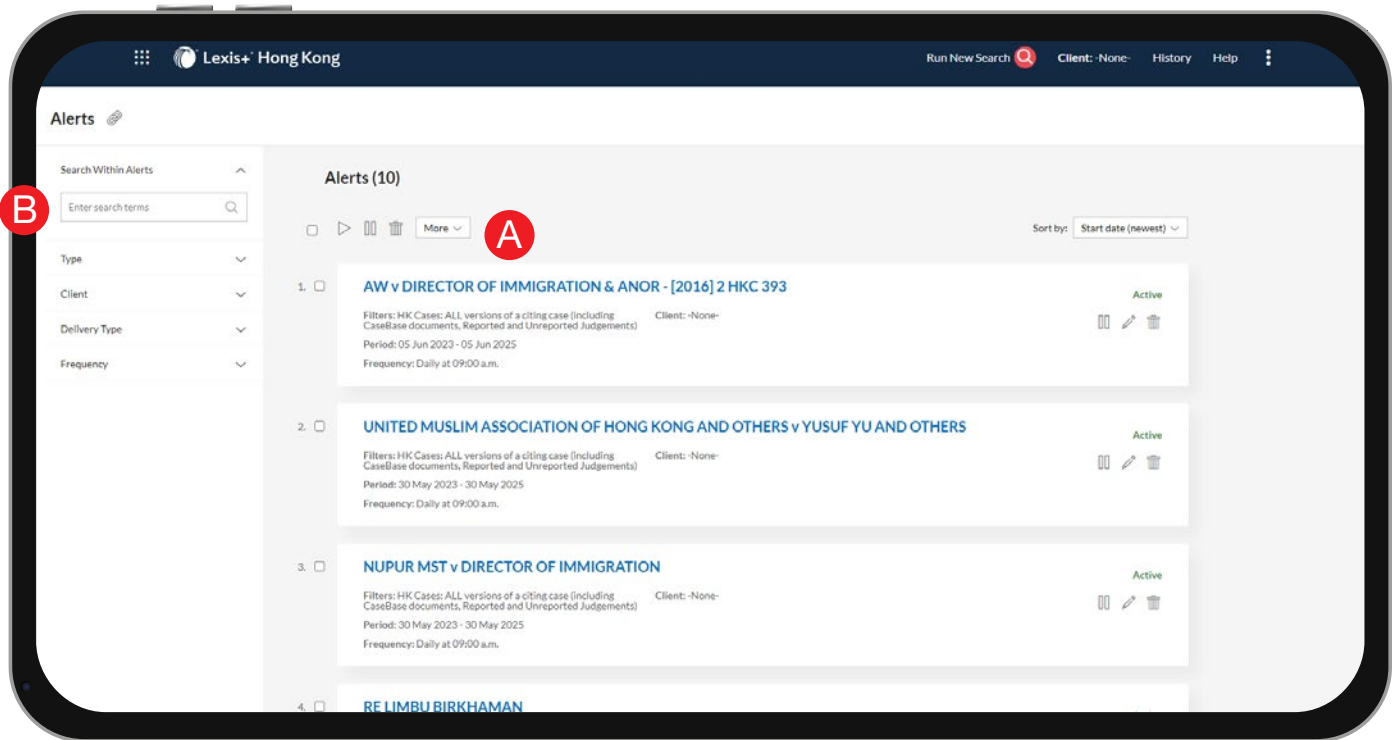
- A** You can manage your folders and their contents by doing any of the following:
- Renaming the folder
 - Moving or copying the folder to another folder
 - Downloading the folder
 - Sharing the folder or its items with others
 - Creating a permanent link to this page
 - View all folder notes in their entirety and/or to add, edit, or delete notes.
 - Deleting the folder

- B** Searching the folder to find items containing a specific word or phrase.

- C** Printing, emailing, or downloading folder items. You could save your authorities in the folder. When you download it, after changing the style and format, it could be used as List of Authorities for your case. Your list of authorities are automatically hyperlinked.

- D** The options you have are:
- The **Access Later (\$)** folder allows you to save a document that is outside your subscription plan, to buy at a later date.
 - The **Shared by Me** folder contains items that you have shared with other people in your organization.
 - The **Shared by Others** folder contains items that have been shared with you by other people in your organization.
 - The **Recycle Bin** stores your deleted folder or item for up to 30 days. During that time, you can restore it to its original location or permanently delete it. After it remains in the Recycle Bin for 30 days, Lexis+[®] Hong Kong Legal Research automatically deletes it permanently.

Alerts



An alert is a search that runs automatically and notifies you of any new results.

You can review all of your alerts from the Alerts pod by selecting Alerts on the top.

For some topics, you may want to set an Alert so that you can be notified when new results are available. Alerts can be set on searches or on publications. To set an Alert on a search you have conducted, simply click the Alert icon () next to your search terms from the results page. From there, you are prompted to name the alert as well as set the frequency and other specifics. Multiple content types can be combined in the same alert.

Tip:

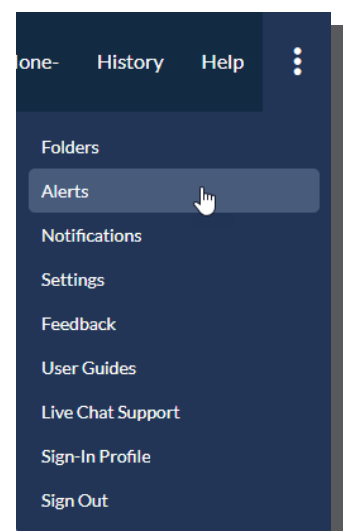
You can also share an Alert by simply entering the email address of the LexisNexis® user with whom you want to share.

You can create the following types of alerts:

- **Search:** These alerts notify you when any new documents meet your search criteria.
- **Topic:** These alerts notify you if and when any new documents are associated with a selected topic.
- **Publication:** These alerts notify you if any new documents were added to the publication source in which you searched.

A After you have created an alert, you could edit, delete, pause or restart an alert.

B You can search your saved alerts to find a particular alert, search terms, or other words or phrases. Type the words you want to search for and select Search. For example, you can enter the name (or part of the name) of an alert, a term or terms from a previous search, a client ID, and so on. Your results list is filtered to show only those results that contain the term on which you searched.



Examples of Legal Workflow

Showcase for Litigation

LexisNexis® recommends this legal journey for litigation lawyers.

01

AI Legal Issues Analysis

Insert the factual scenario of your clients in Lexis® Analytics Hong Kong to help you identify the legal issues involved in the case and uncover any hidden legal issues for your consideration. Our historical case outcomes or legal issues outcomes may give you an idea of formulating strategies for your case. You could also check our recommended cases for your reference.

02

Legal Research

Check Lexis+® Hong Kong Legal Research to understand the relevant laws and practices related to the case

E.g.

- Annotated Ordinances of Hong Kong on Companies Ordinance (Cap 622), including its historical versions dated from 2014 – 2021
- Hong Kong Civil Court Practice on the annotations of the Rules of the High Court
- Atkin's Court Forms Hong Kong on procedural documents required in civil proceedings
- Hong Kong Company Law: Legislation and Commentary by ELG Tyler and Stefan Lo
- Hong Kong Corporate Law by partner of Deacons

03

Litigation History

You could also look up the litigation history of your learned friend and judge on Lexis+® Hong Kong Legal Research to have a better understanding of their portfolio and formulate your litigation strategies.

04

Legal Templates

Look up templates from Lexis+® Hong Kong Practical Guidance for litigation workflow and templates. You could tap into the expert insights from other learned partners by checking out the drafting notes next to individual clauses in our templates. If you are not familiar with the case, you could also check out the relevant practice notes and checklists and flowcharts on the topics to prevent any professional negligence.

05

AI Legal Review

After you are done drafting your legal document, you could upload it to Lexis® Clause Intelligence Hong Kong for a final review to check if there are any clauses you could include, edit or remove from your draft to make an impeccable legal document for your client.

Journey to Lexis+[®] Hong Kong

Like any journey from one place to another, it should start by where you are coming from, what you are bringing with you and where you are heading to. The diagram would assist you on your journey to Lexis+[®] Hong Kong.

Getting Started

- Understand the scope of content you need
- Understand the user behavior
- Tailor-made Subscription Plan
- Sign the contract

Training

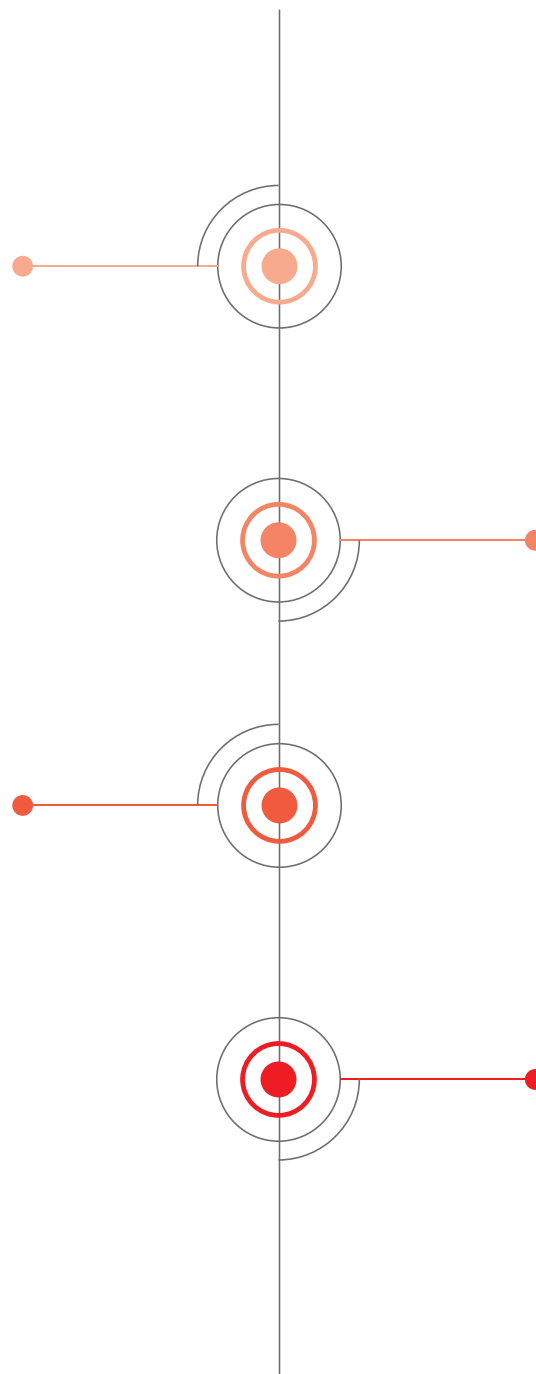
- On-site Training (Group/One-to-One)
- Training Videos
- Online Tutorial (Webinar)

Access

- Receive Lexis+[®] Hong Kong Welcome Email & Login Credentials
- Receive Lexis+[®] Hong Kong Master Guides

LexisNexis Support

- You may contact your relevant LexisNexis[®] sales representative for more details.
- Lexis+[®] Hong Kong Training:
✉ traininghk@lexisnexis.com
- Customer Service Support:
☎ (852) 2179 7888
✉ help.hk@lexisnexis.com





Get trained to excel in your research and your work

Knowing What You Don't Know Through Our Training Videos!



Scan here for more information

<https://www.lexisnexis.com.hk/lexisplus-training>

Want more? Register for free training at your firm, over the phone or face-to-face training.

✉ traininghk@lexisnexis.com

LEGAL RESEARCH TECHNOLOGY TO MATCH YOUR NEEDS TODAY – AND TOMORROW

We continue to invest in the Lexis+[®] Hong Kong research and drafting solution, marrying legal information with innovative technology to help you make fast, smart decisions and provide sound counsel.

Contact us

+852 2179 7888

help.hk@lexisnexis.com

Sign in

<https://plus.lexis.com/hk>

Learn more

<https://www.lexisnexis.com.hk/lexisplushk>

Sign in



Learn more



Please note: LexisNexis[®] products are continually evolving, so actual screens and features may vary slightly from those displayed here.

LexisNexis, Lexis and the Knowledge Burst logo are registered trademarks of RELX Inc., used under licence. Copyright 2023 LexisNexis, a division of RELX (Greater China) Limited. All rights reserved.